





Instructions for your iPad & iPhone

MediaOnDemand is a digital book service available to Acorn Public Library District cardholders. To use the service you must have a valid Acorn card, in good standing, and a PIN.


By default, your PIN is the last four digits of the phone number we have on file for you. If you need to find or reset your PIN, please contact the Library at **708.687.3700**.

Step 1: Download the Overdrive App




1. Open the App Store and search for Overdrive
2. Tap **Get** → **Install** → **Open** for the Overdrive App
3. When it is finished downloading tap the **Overdrive** icon to open the app

Step 2: Access MediaOnDemand

1. Tap on the menu icon , then tap **Add a library**
2. Enter **Acorn** in the search box and tap **Search**.
3. Select Acorn Public Library District and tap on **Media On Demand**.

Step 3: Log on to MediaOnDemand

1. Tap  or tap **Sign In**.
2. Enter your library card number (no spaces), and your PIN. Your PIN by default is the last four digits of the phone number we have on file for you. If you need to find or change your PIN, please contact the library at 708-687-3700. Tap **Sign In**.

mediaondemand English

Sign in with your library card

SELECT YOUR LIBRARY FROM THE LIST BELOW:

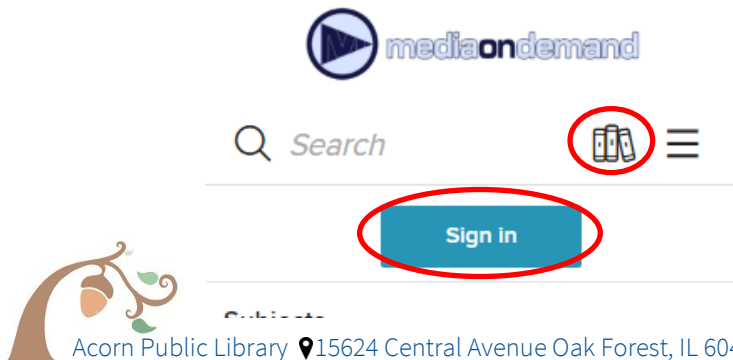
Acorn Public Library District

CARD NUMBER

PIN OR LAST 4 DIGITS OF PHONE NUMBER

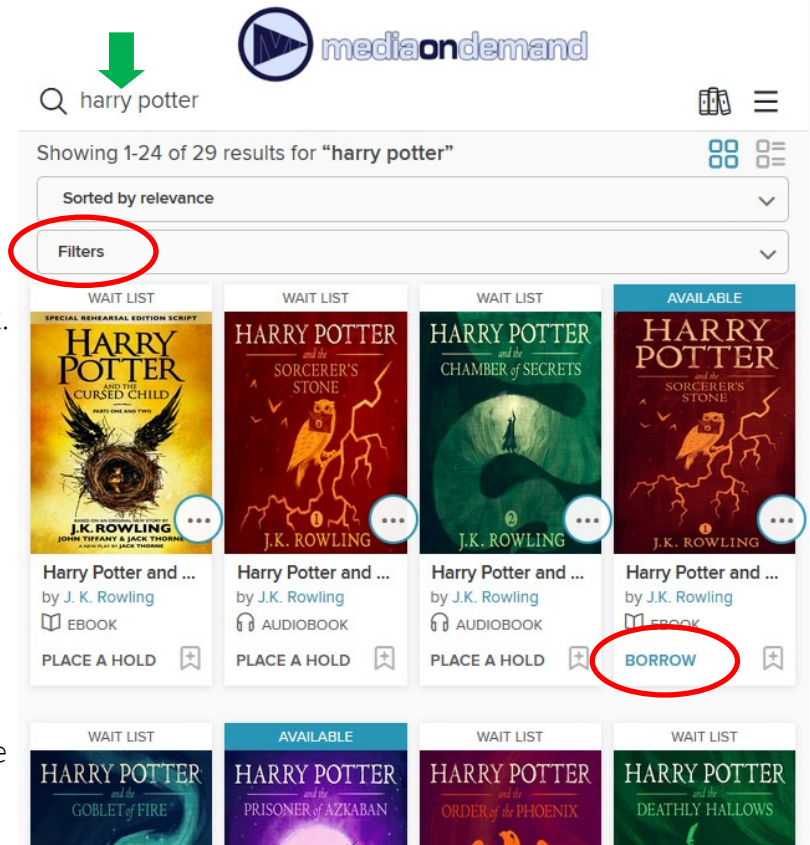
REMEMBER MY CARD NUMBER ON THIS DEVICE.

SIGN IN Cancel



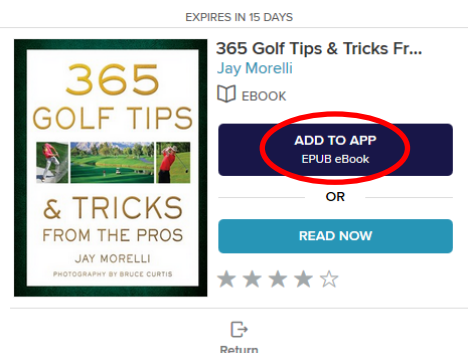
Step 3: Search for and borrow books

1. Enter search terms into the search bar, next to the magnifying glass. You may search by title, author, subject, etc. Click on **Search** to search.
2. Tap **Filters** → **Books** → **EPUB eBook**. This will filter out eBooks that are not compatible with the iPad or iPhone.
3. Click **Borrow** on the book you would like to borrow. This will add the book to your Media on Demand Account.



Step 4: Download & Read Books

1. When your selections are made, access your loans page by tapping on . This page shows all of the books that you have borrowed through Media On Demand.
2. Next to the book you would like to download, tap **Choose a Format**. Select **EPUB eBook** from the dropdown menu. Tap **Add To App**. This will add the eBook to the Overdrive App Bookshelf.
3. When your title has finished downloading, tap the Menu Icon in the upper-left corner of the screen. Tap Bookshelf, then tap the cover of the title you would like to read.



Step 5: Returning a Book

1. Tap the menu button on the top left. Tap **Bookshelf**.
2. Tap and hold on the book you would like to return.
3. Choose **Return to Library** and confirm to remove the title from your Overdrive account.

If you do not return early, don't worry. The book will automatically return when it is due.

