





...for iPhone/iPads

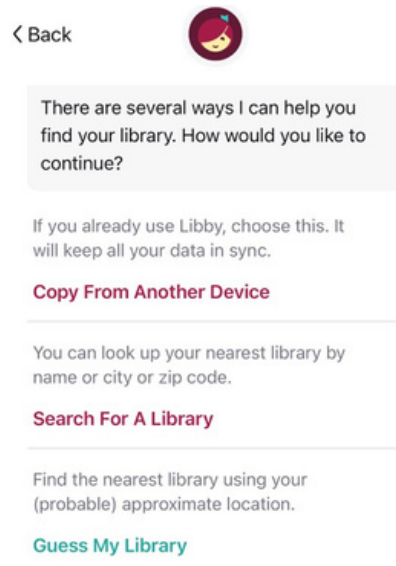
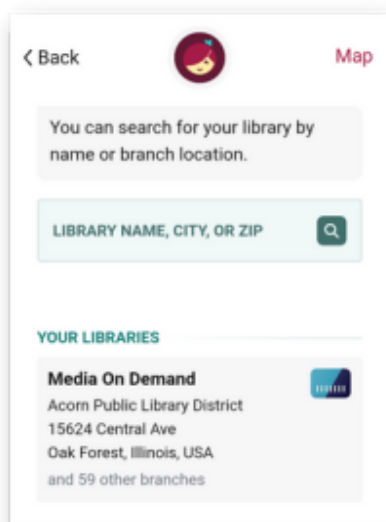
Libby is a digital book service available to Acorn Public Library District cardholders. To use the service you must have a valid Acorn card, in good standing, and a PIN. By default, the PIN is the last four digits of the phone number we have on file for you. If you need to reset your PIN, please contact the Library at 708.687.3700.

1. Go to the App Store  and download the Libby app.

2. Follow the prompts on the screen. Tap 'Search For A Library.'



3. Search for Acorn and then tap on the Acorn Public Library District result. This will set Acorn as your home library.



*Note for users who already use Libby on another device and would like to sync to their new device:

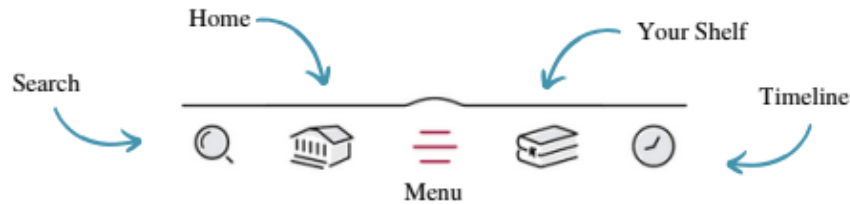
1. On the "Welcome" screen, tap Yes when asked if you have a library card.

2. Select Copy From Another Device.


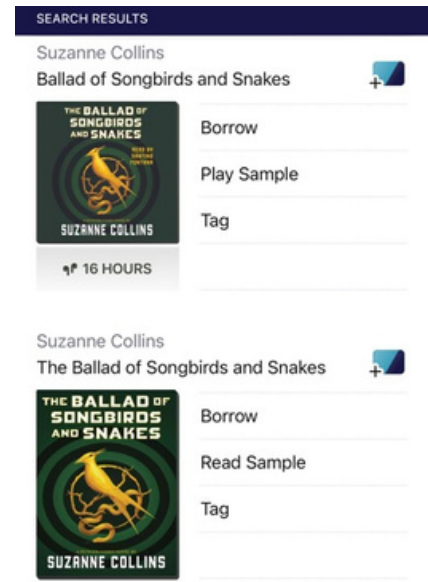
3. Retrieve a setup code from your original device. Go to Menu > Settings > Copy to Another Device.

4. Enter the 8-digit code on your new device.

Navigating the Libby App

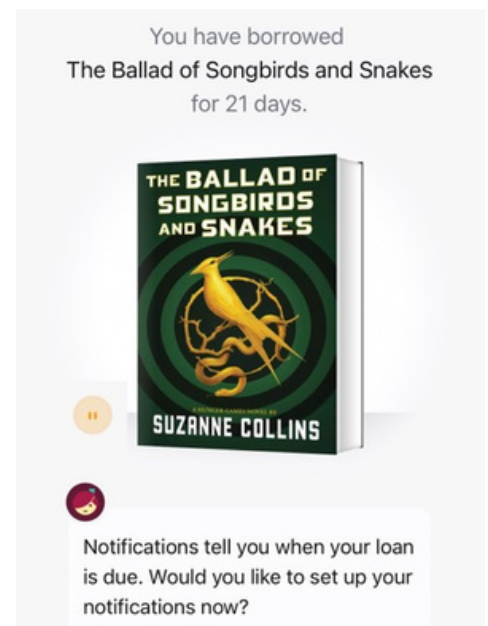


4. To check out an item, simply search for the title or author. When you find the item you want, you can either immediately borrow it by tapping 'Borrow' next to the picture of the item or 'Place Hold' if the item is currently unavailable.

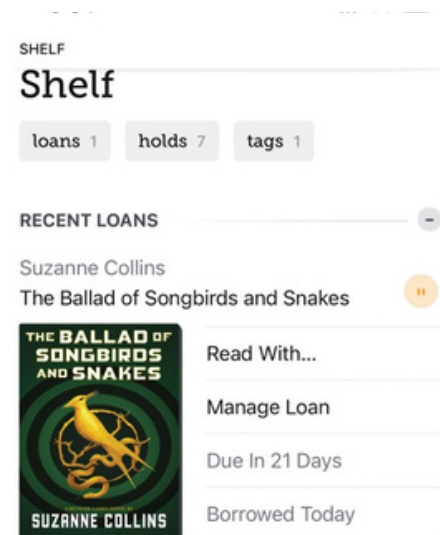
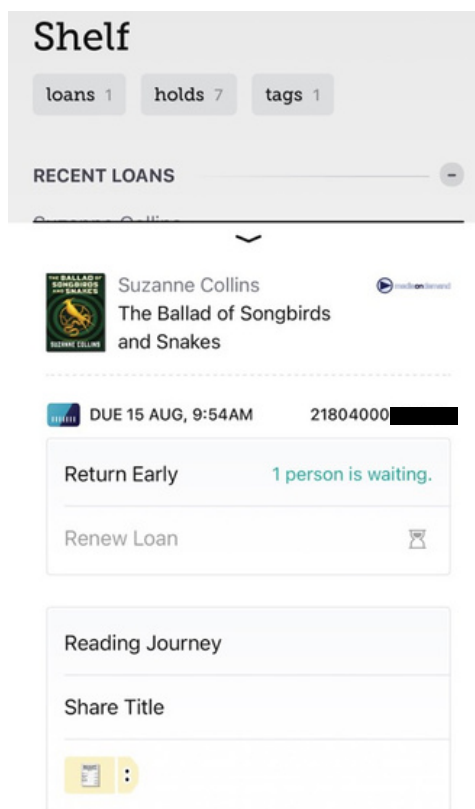


5. If the item is available, you will get a confirmation screen. Just hit the 'Borrow!' button on the bottom of the screen and you can now access that item on your current device for the indicated loan period.

Success!



6. The item will now show up on your Shelf and in your Timeline (depending on your settings). In your Shelf area you can see the information on your loan, reading options, and the due date.



7. To manage your item, tap 'Manage Loan' on your Shelf. On Libby, you will never return an item late because all returns are automatic! Two days before the due date, the option to renew or place another hold on that item will become active.

For additional information, please visit: **help.libbyapp.com**

